

ASSEMBLEE GENERALE ORDINAIRE

Genève, 19 mars 2007

WHEN YOU NEED TO BE SURE



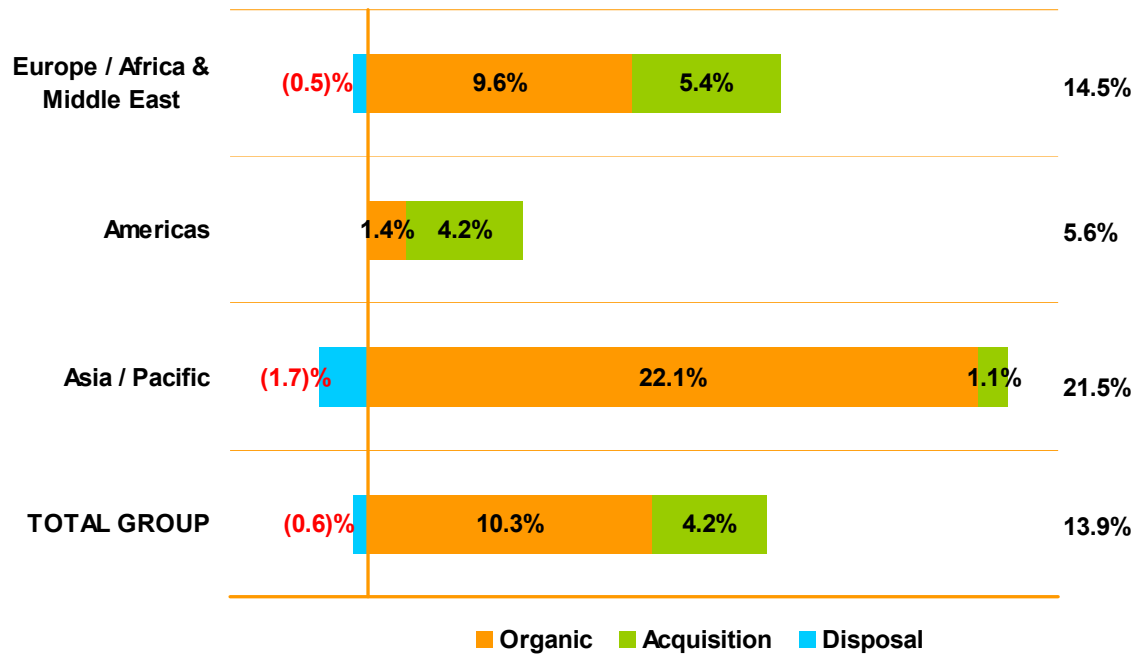


FINANCIAL HIGHLIGHTS

CHF million	2006	2005	Δ%
Revenue - historical rates	3,821	3,308	15.5 %
- constant rates	3,821	3,354	13.9 %
EBITDA before exceptional items	777	642	21.0 %
<i>EBITDA Margin before exceptional items</i>	<i>20.3 %</i>	<i>19.4 %</i>	
EBITDA	800	642	24.6 %
<i>EBITDA Margin</i>	<i>20.9 %</i>	<i>19.4 %</i>	
Operating Income Group	624	502	24.3 %
<i>Operating Income Margin</i>	<i>16.3 %</i>	<i>15.2 %</i>	
Net income	443	371	19.4 %
Basic EPS	58.36	49.45	18.0 %
Diluted EPS	57.89	48.84	18.5 %
Basic EPS before exceptionals	56.83	49.45	14.9 %
Diluted EPS before exceptionals	56.37	48.84	15.4 %
Period end no. of employees (incl. acquisitions)	48,106	43,517	10.5 %



REVENUE GROWTH AND HEADCOUNT

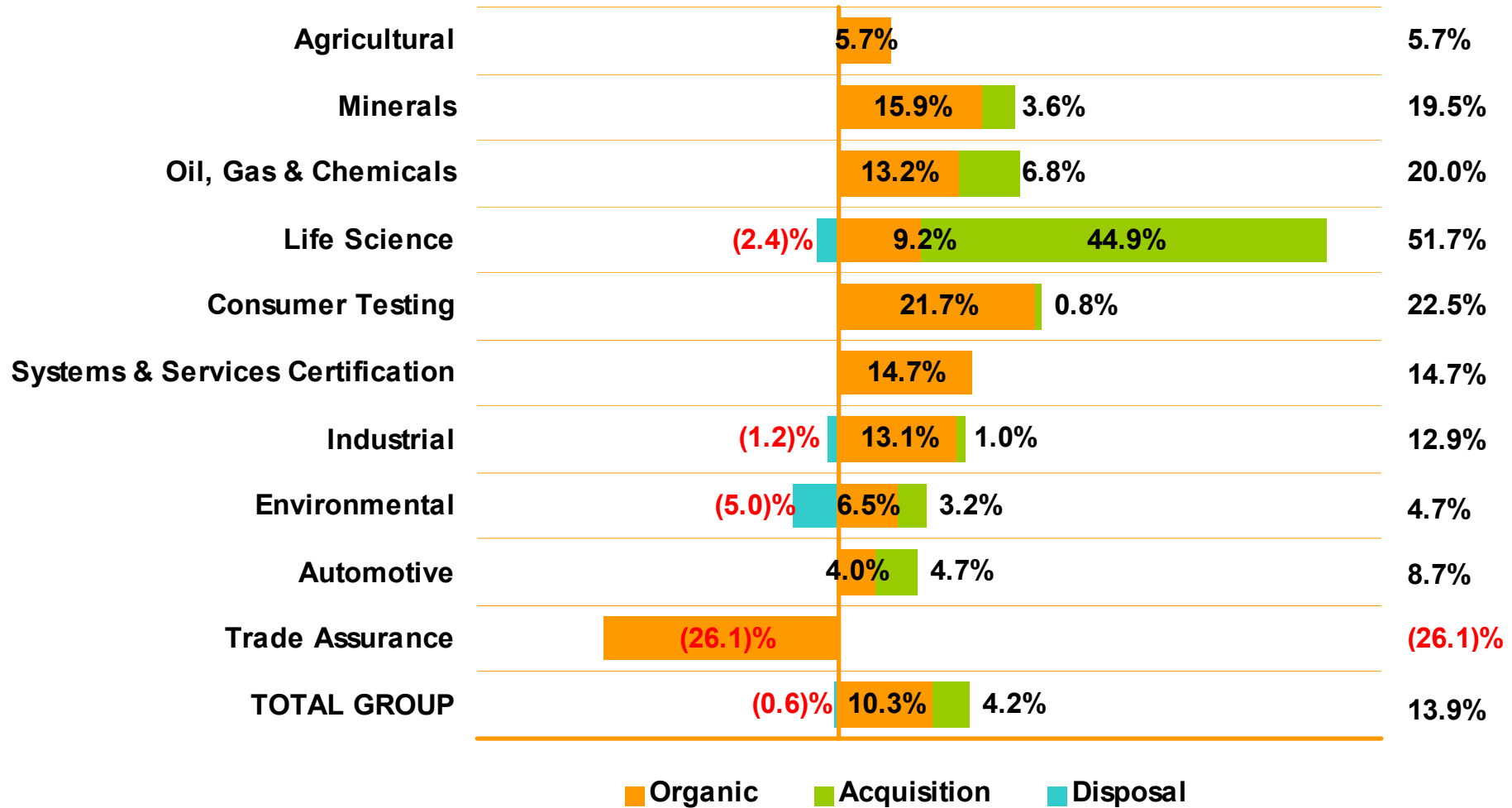


Δ in EOP headcount	December 2006	December 2005	Δ
Group Headcount	48,106	43,517	4,589
Organic Business Growth			4,025
Acquisitions			809
Disposals			(245)
Increase in Group Headcount			4,589

By Region	Headcount Δ	Headcount Δ%	Revenues Δ%
Europe / Africa / Middle East	1,986	9.7%	14.5%
Americas	286	2.7%	5.6%
Asia / Pacific	2,317	18.5%	21.5%
TOTAL	4,589	10.5%	13.9%



LOCAL CURRENCY GROWTH BY BUSINESS

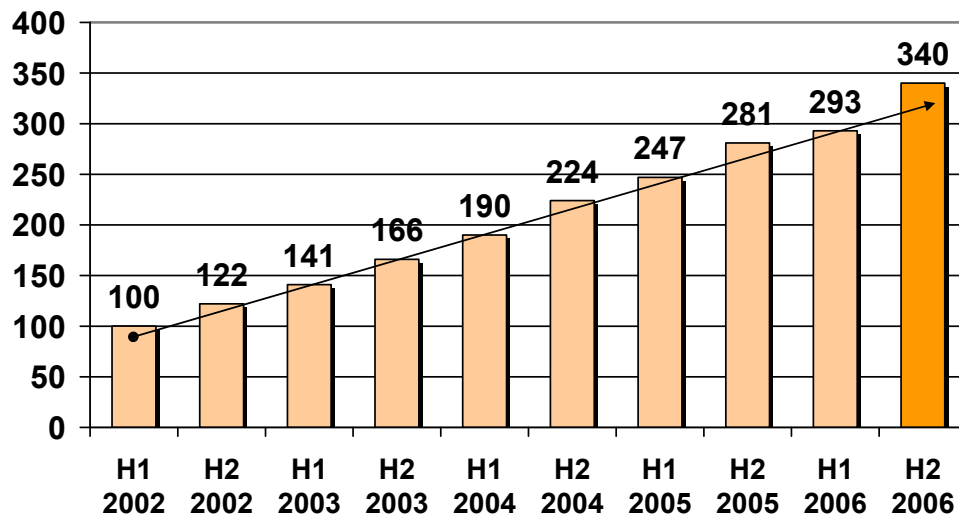




DEVELOPMENT OF REPORTED OPERATING INCOME AND NET INCOME (before exceptional items)

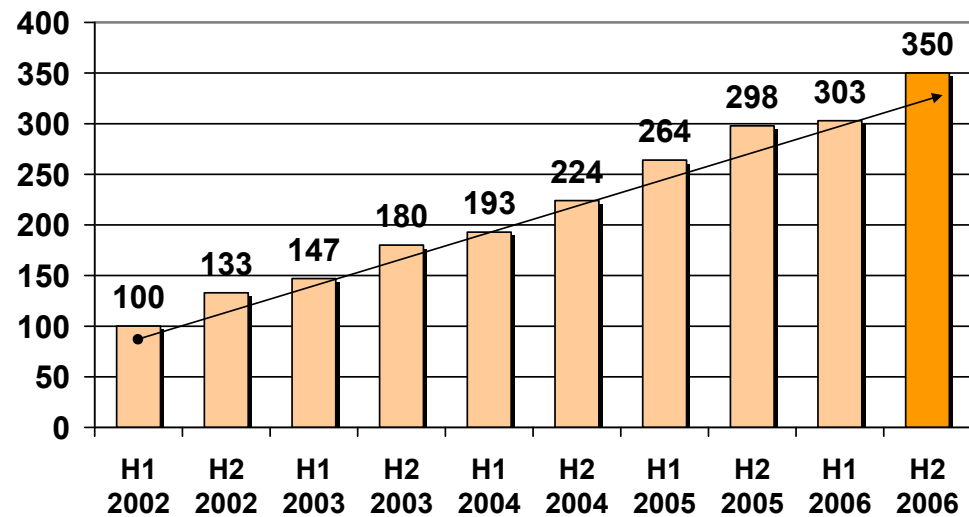
Operating Income

+240%



Net Income


+250%



H1 2002 used as base = 100



ACQUISITIONS





2007 YEAR-ON-YEAR COMPARABLE REVENUE GROWTH

At constant exchange rates

	Jan/Feb 2007	Expected full year
Agricultural Services	↑	↑
Minerals Services	↑	↑
Oil, Gas & Chemicals Services	↑	↑
Life Science Services	↑	↑
Consumer Testing Services	↑	↑
Systems & Services Certification	↑	↑
Industrial Services	↑	↑
Environmental Services	↑	↑
Automotive Services	↑	↑
Governments and Institutions Services	→	→
GROUP	↑	↑



THE FUTURE

- **We fully commit to the achievements of our targets.**

- **By end 2008 we will achieve:**
 - **CHF 5 billion in revenues**

 - **Operating Margin of 17%**

 - **Earnings per share of CHF 80.00**

WHEN YOU NEED TO BE SURE

SGS

